



Electronic-Guard Windows Installation Guide (Ver. 1.0 – Jan 2022)

Contents

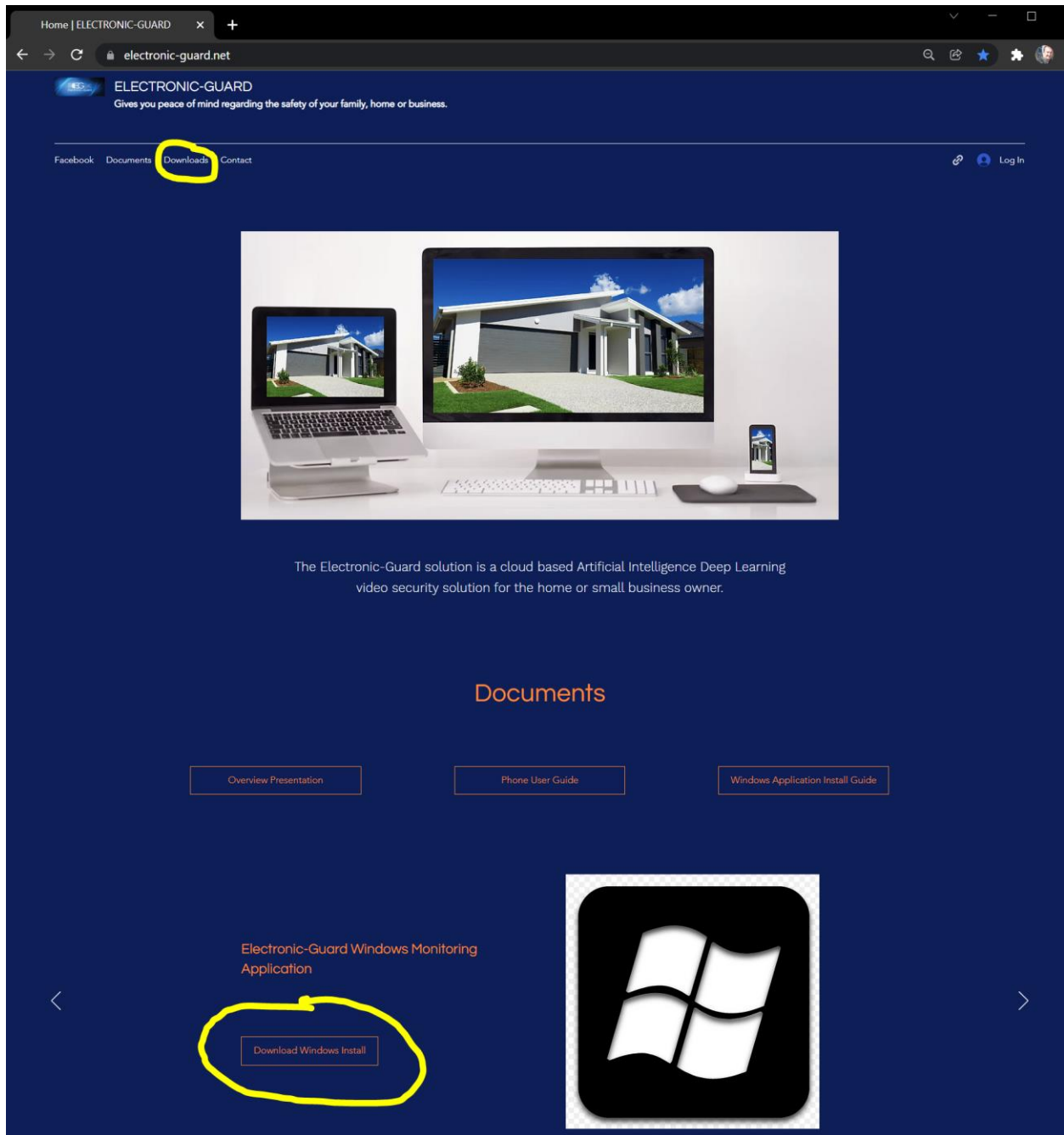
Step 1: Go to the following website:	2
Step 2: Download the Installation:	2
Step 3: Uninstall Previous Release (if already Installed):.....	4
Step 4: Install the Downloaded Application:	5
Step 5: Run and Configure Application:	6



Step 1: Go to the following website:

<https://www.electronic-guard.net/>

Step 2: Download the Installation:



The screenshot shows the Electronic-Guard website interface. At the top, the navigation menu includes 'Facebook', 'Documents', 'Downloads', and 'Contact'. The 'Downloads' link is circled in yellow. Below the navigation is a hero image of a computer workstation with a monitor, laptop, and smartphone, all displaying a house. Text below the image reads: 'The Electronic-Guard solution is a cloud based Artificial Intelligence Deep Learning video security solution for the home or small business owner.' Underneath is a 'Documents' section with three buttons: 'Overview Presentation', 'Phone User Guide', and 'Windows Application Install Guide'. At the bottom, there is a 'Windows Monitoring Application' section with a 'Download Windows Install' button circled in yellow, and a large Windows logo icon to its right.

Home | ELECTRONIC-GUARD x Electronic-Guard Windows Moni x +

drive.google.com/file/d/1U1KEd1zsT_E3wOlm_PZVFvHhuXUUdvUj/view

Electronic-Guard Windows Monitor Installer_Rel_25_0_9.msi Open with ZIP Extractor

No preview available

Download + Connect more apps...

Try one of the apps below to open or edit this item

Connected apps

ZIP Extractor

Home | ELECTRONIC-GUARD x Electronic-Guard Windows Moni x Google Drive - Virus scan warnin x +

drive.google.com/u/0/uc?id=1U1KEd1zsT_E3wOlm_PZVFvHhuXUUdvUj&export=download

Search Images Maps Play YouTube News Gmail Drive More -

Google Drive can't scan this file for viruses.

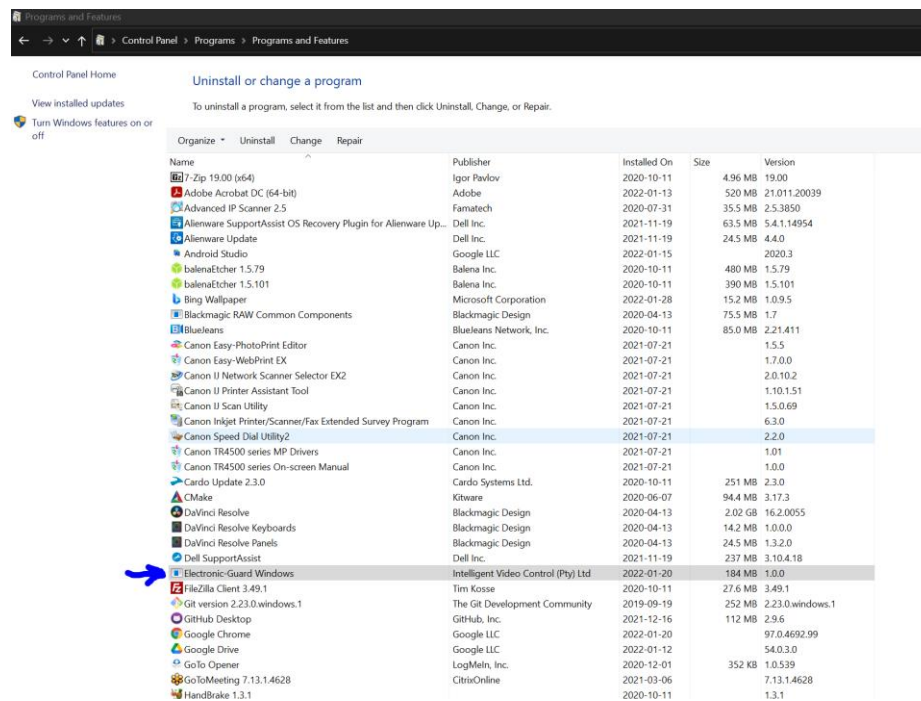
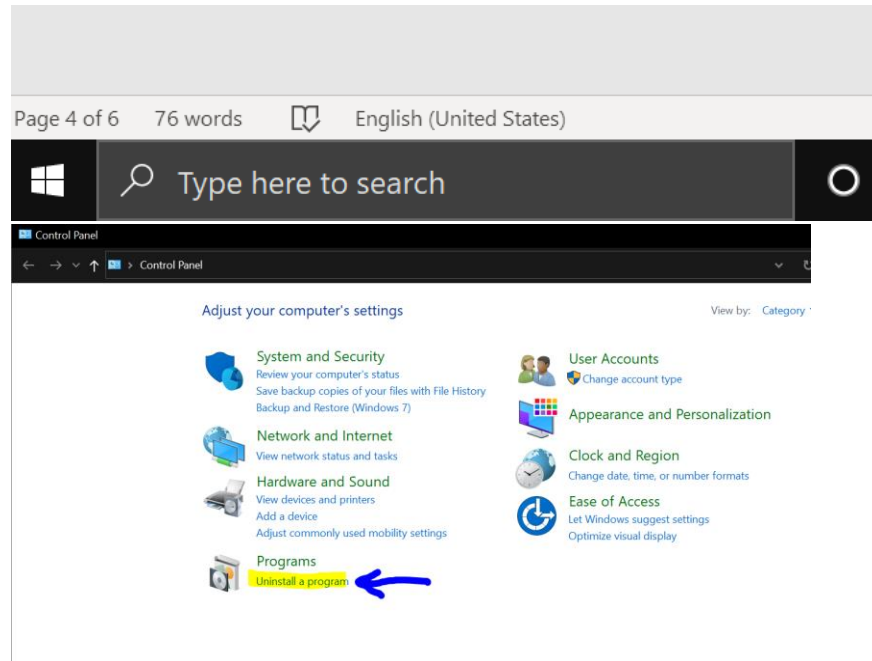
This file is executable and may harm your computer. [Electronic-Guard Windows Monitor Installer_Rel_25_0_9.msi](#) (78M)

Download anyway

© 2022 Google - [Help](#) - [Privacy & Terms](#)



Step 3: Uninstall Previous Release (if already Installed):
Type: "Control" to Search for the Control Panel Application



Step 4: Install the Downloaded Application:

Google Drive can't scan this file for viruses.

This file is executable and may harm your computer. **Electronic-Guard Windows Monitor Installer_Rel_25_0_9.msi** (78M)

[Download anyway](#)

© 2022 Google - [Help](#) - [Privacy & Terms](#)

Electronic-Guard...msi

Windows protected your PC

Microsoft Defender SmartScreen prevented an unrecognized app from starting. Running this app might put your PC at risk.

[More info](#)

Don't run

Run anyway Don't run

Welcome to the Electronic-Guard Windows Setup Wizard

The installer will guide you through the steps required to install Electronic-Guard Windows on your computer.

WARNING: This computer program is protected by copyright law and international treaties. Unauthorized duplication or distribution of this program, or any portion of it, may result in severe civil or criminal penalties, and will be prosecuted to the maximum extent possible under the law.

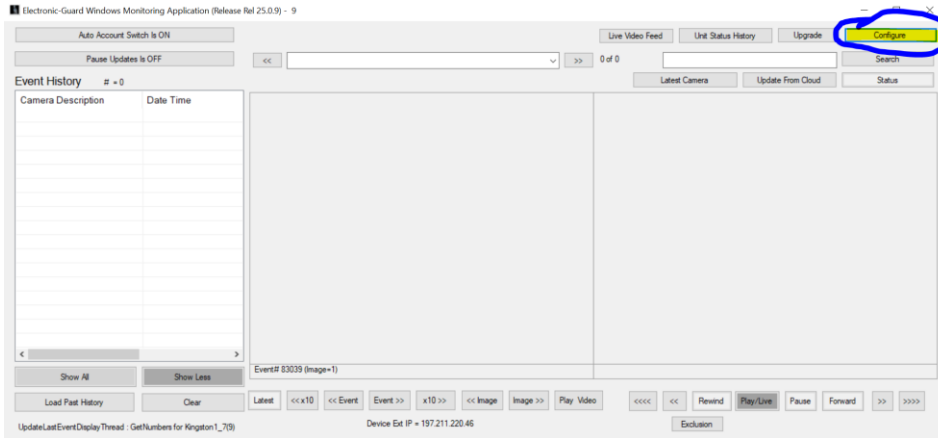
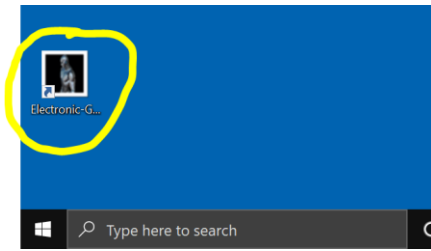
< Back **Next >** Cancel

Confirm Installation

The installer is ready to install Electronic-Guard Windows on your computer. Click "Next" to start the installation.

< Back **Next >** Cancel

Step 5: Run and Configure Application:



Note: Use provided Credentials for your account in 1 and 2 below:

